

**Test Date: October 1994**  
**Sophomore PSAT Scores**  
**Analyzed by Ned Wolff on 12/14/94**

Samples consisted of all sophomores taking either IMP-2 or Geometry.

**Carver High School of Engineering and Science**

	Sample Size	Verbal	Math
<b>IMP</b>	<b>58</b>	<b>48.81</b>	<b>45.09</b>
Traditional	129	44.43	43.44

Differences in verbal scores were significant,  $p < .01$   
Differences in math scores were not significant,  $p = .16$

**Central High School**

	Sample Size	Verbal	Math
<b>IMP</b>	<b>104</b>	<b>51.4</b>	<b>48.3</b>
Traditional	286	48.7	46.3

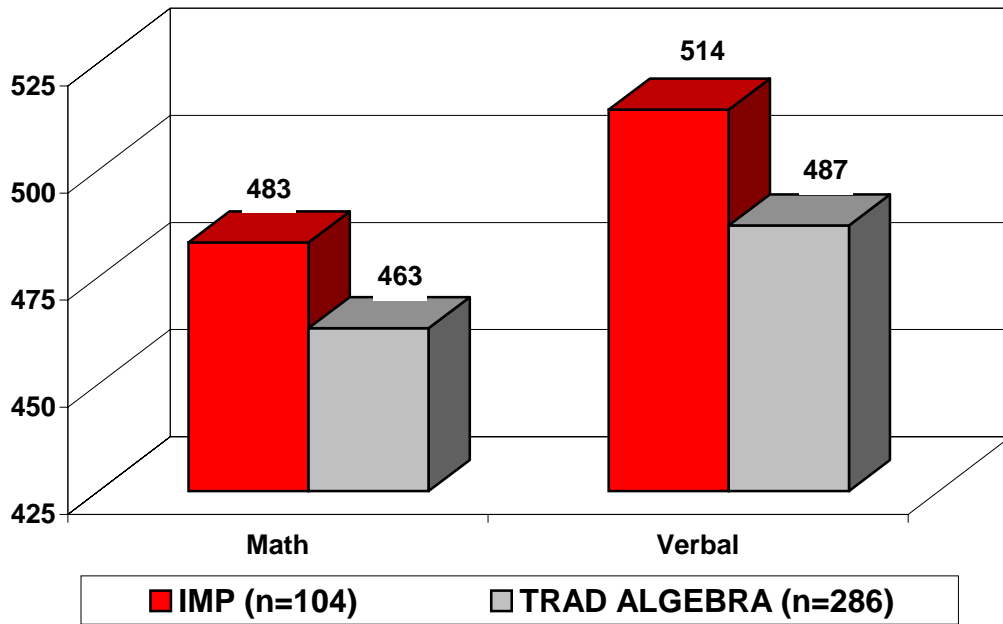
Differences in verbal scores were significant,  $p < .01$   
Differences in math scores were significant,  $p < .01$

**Girls' High School**

	Sample Size	Verbal	Math
<b>IMP</b>	<b>74</b>	<b>45.0</b>	<b>41.1</b>
Traditional	350	43.7	40.2

Differences in verbal scores were not significant,  $p = .15$   
Differences in math scores were not significant,  $p = .26$

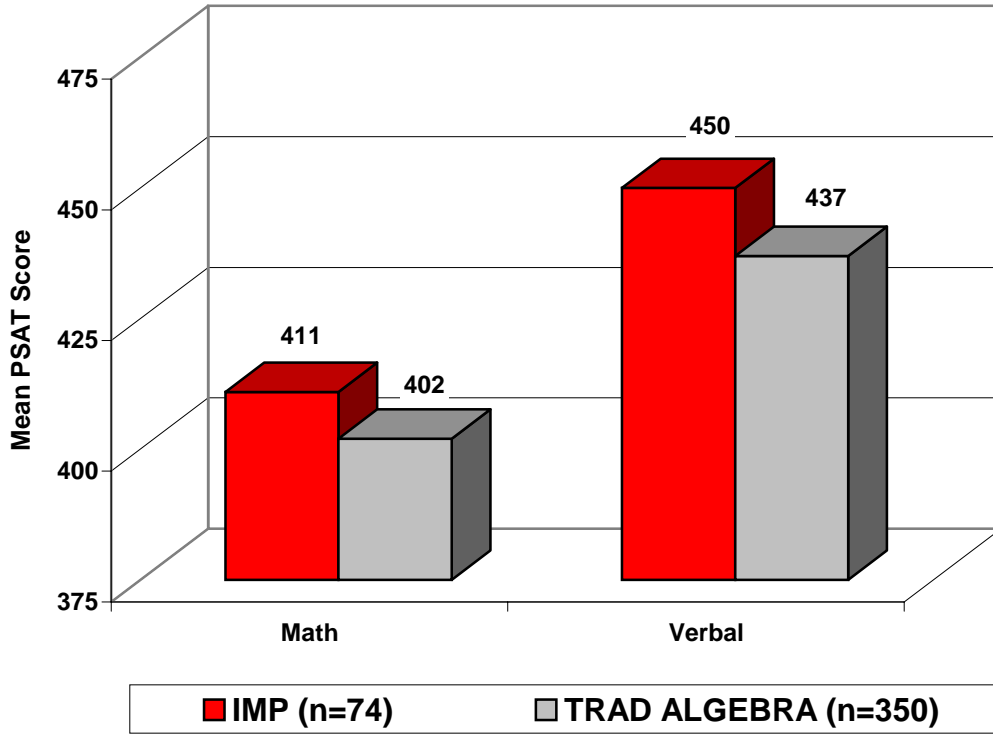
October 1994  
10th Grade  
Analysis of PSAT Data  
Central High School, Philadelphia



Scores from the OCTOBER 1994 test administration of:

- 104 IMP2 10th grade students
- 286 Traditional math 10th grade students (Algebra in 9th grade and Geometry in 10th grade)

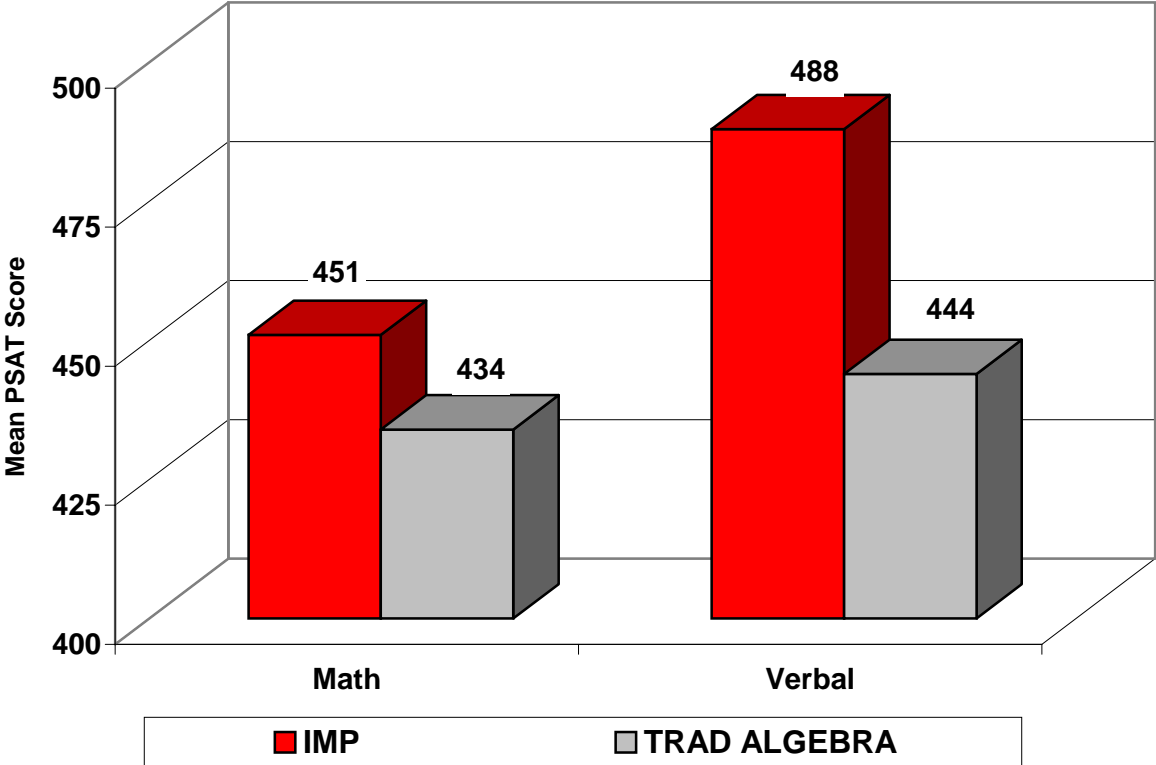
October 1994  
10th Grade  
Analysis of PSAT Data  
Girls' High School, Philadelphia



Scores from the OCTOBER 1994 test administration of:

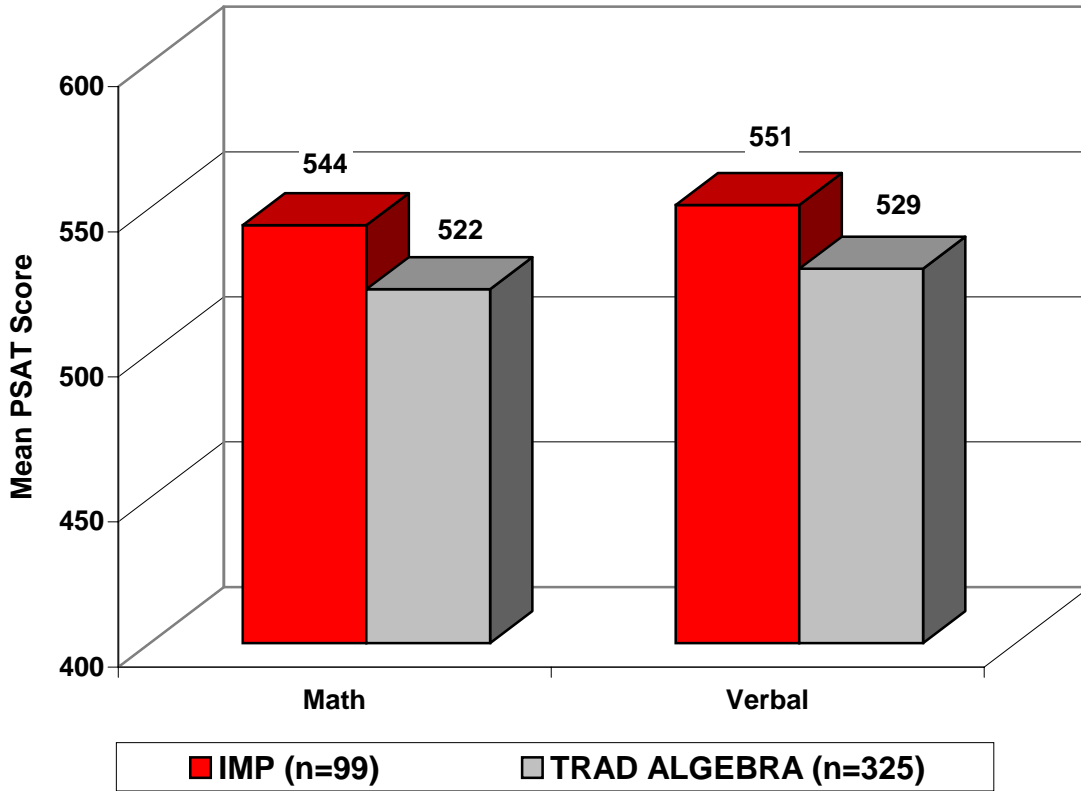
- 74 IMP2 10th grade students
- 350 Traditional math 10th grade students

**October 1994  
10th Grade  
Analysis of PSAT Data  
Carver High School, Philadelphia**



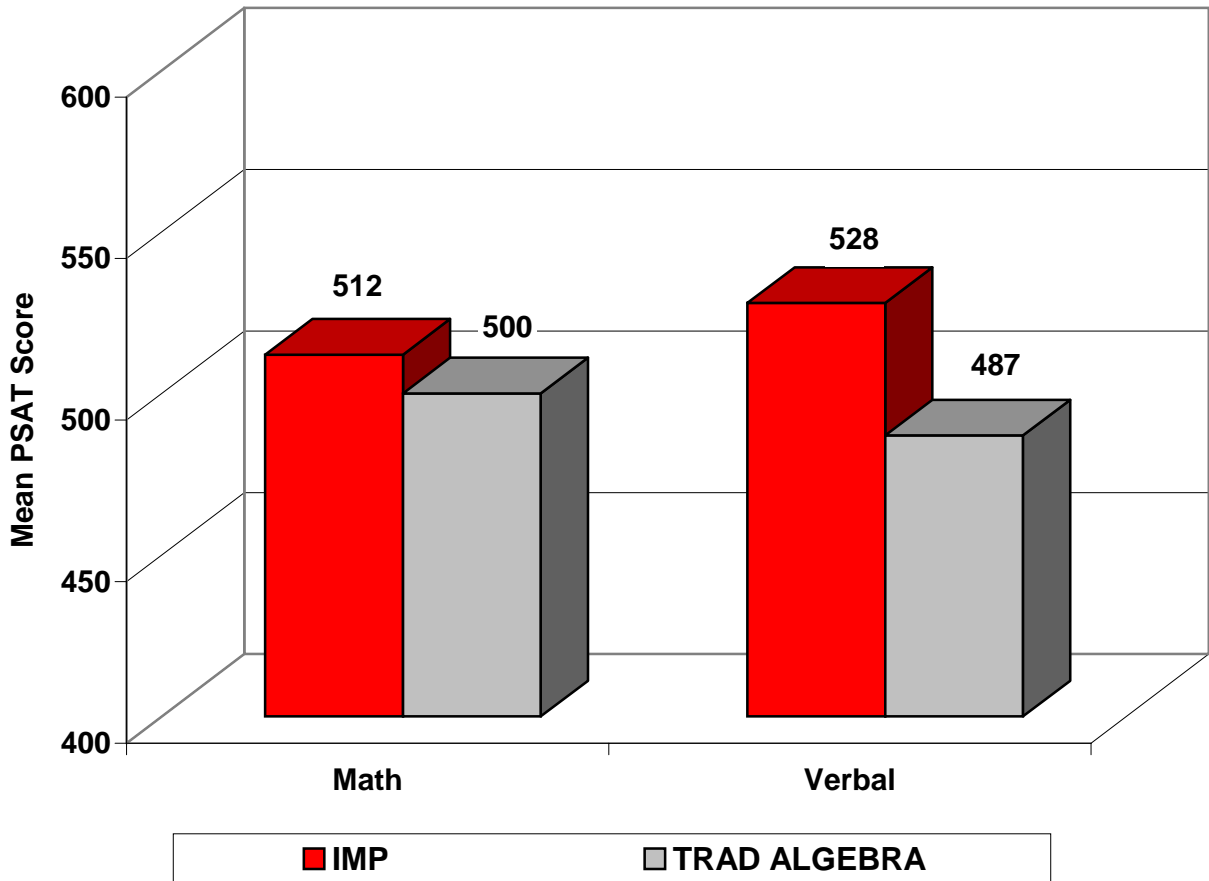
- Scores from the OCTOBER 1994 test administration of:
- 69 IMP2 10th grade students (this includes 11 IMP 1 students who did not take math in 9th grade)
  
  - 129 Traditional math 10th grade students

**Analysis of Central High School  
October 1995 PSAT Data  
for 11th Grade Students**

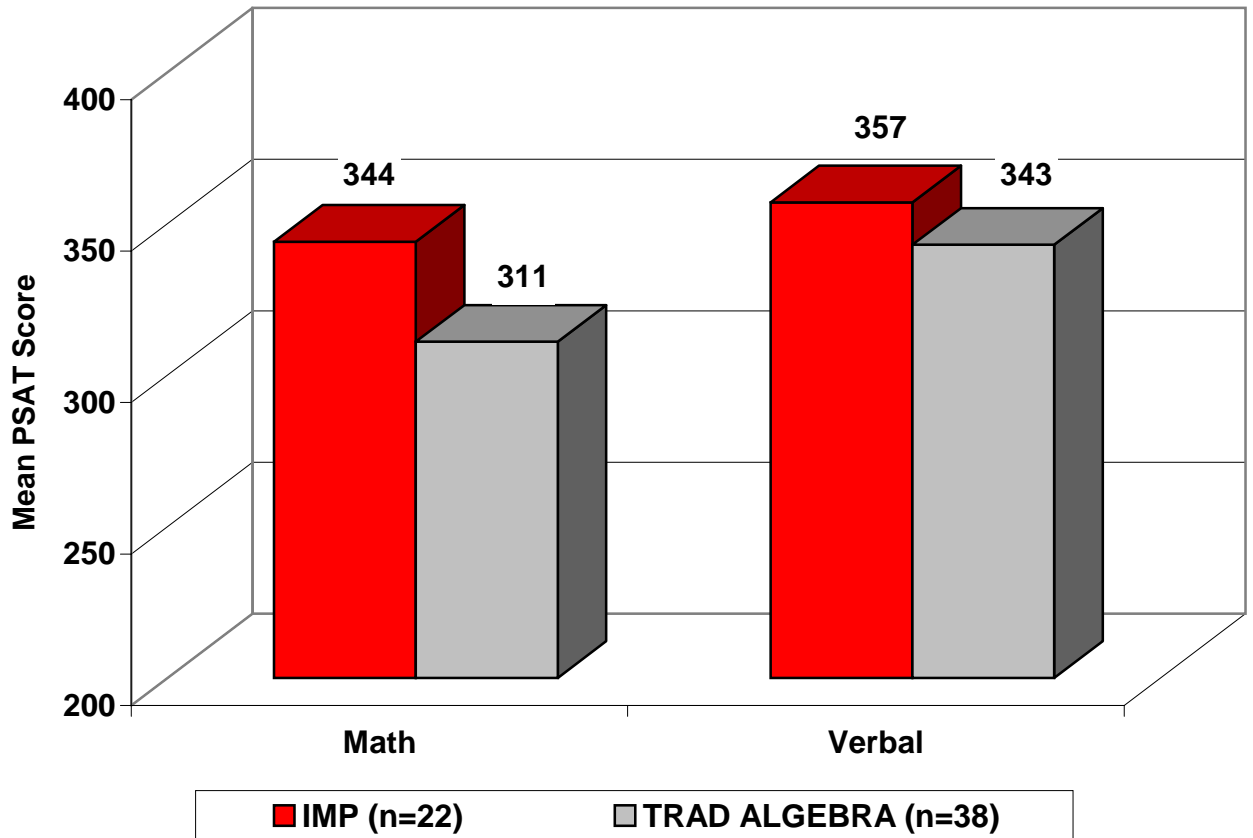


Scores from the OCTOBER 1995 test administration of:  
- 99 IMP3 11th grade students  
- 325 Traditional math 11th grade students

**Analysis of Carver High School  
October 1995 PSAT Data  
for 11th Grade Students**



**Analysis of Strawberry Mansion High School  
October 1995 PSAT Data  
for 11th Grade Students**



Scores from the OCTOBER 1995 test administration of:

- 22 IMP3 11th grade students
- 38 Traditional math 11th grade students